

# Market Trends Report

Used Equipment & Trucks  
North America Edition | June 2023



# Table of contents

Summary.....	1-4
Feature: Truck Tractors in North America.....	5-8
Rouse Indexes .....	9
Ritchie Bros. Price Indexes.....	10
Price Indexes	
Large & Medium Earthmoving Equipment – U.S.....	11
Aerial Equipment – U.S.....	12
Truck Tractors & Vocational Trucks – U.S.....	13
Large & Medium Earthmoving Equipment – Canada.....	14
Aerial Equipment – Canada.....	15
Truck Tractors & Vocational Trucks – Canada.....	16
Seller & Buyer Maps.....	17

All data and charts are from Ritchie Bros. Market Trends.  
To learn more about Market Trends, visit **[rouseservices.com](https://rouseservices.com)**

# Summary

Thank you for subscribing to the Ritchie Bros. monthly Market Trends Report! With our June edition, we detail data and trends from the transportation sector to see what's driving used truck prices.

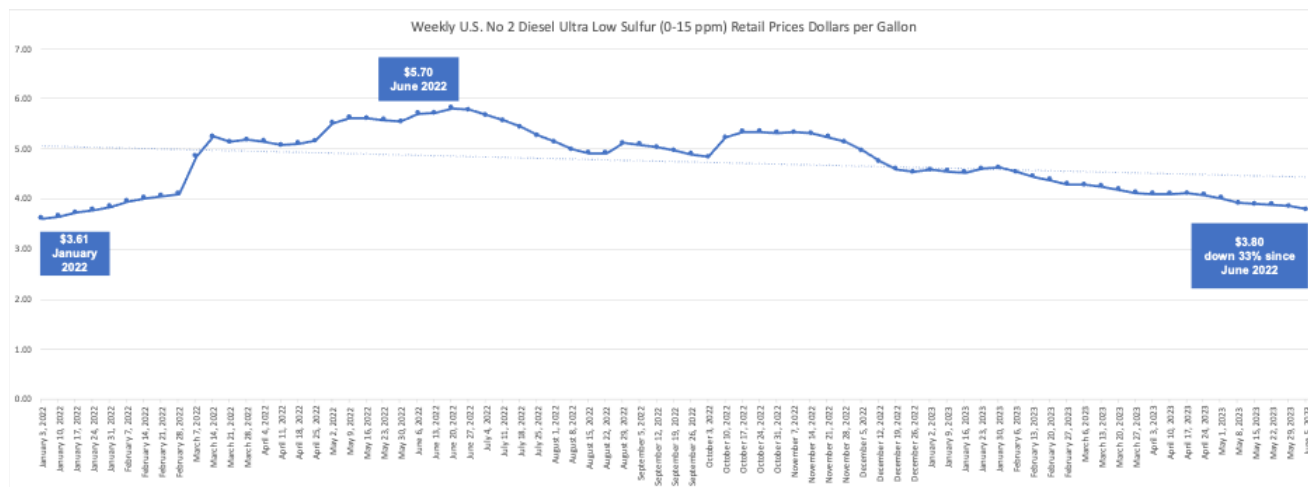
In our main feature this month, we are comparing truck tractor prices from March – May 2023 to prices achieved during March – May 2022. Specifically, we are narrowing in on four-to-seven-year-old trucks sold in the U.S. and Canada. Looking at the charts on pages 5 and 6 you can clearly see that truck volumes for four-, five-, and seven-year-old trucks have seen a significant increase in both countries, while 6-year-old trucks are in shorter supply.

Unsurprisingly, this influx of used trucks has resulted in declining median prices. During March to May 2022, four-year-old truck tractors were bringing a median price of US\$75,000 —this year the price has dropped to approximately US\$41,000.

We have also seen declining median prices for truck tractors in Canada this year, but the declines have not been as significant. In fact, six-year-old trucks sold in Canada saw a 13% median price increase during March to May 2023.

For both the U.S. and Canada the top selling truck tractor manufacturers were Freightliner, International, and Kenworth. Over the past three months alone, we have sold 1,900 Freightliners, 680+ Internationals, and 600+ Kenworths in the U.S. For a more complete breakdown, check out the data provided on pages 7 and 8 of this report.

**Diesel prices have seen some significant changes over the past 18 months. Prices were at \$3.61 per gallon in January 2022 and moved swiftly up to \$5.70 per gallon by June 2022. One year later and prices are back down 33%, heading toward a price point closer to that of January 2022 at \$3.80 per gallon.**

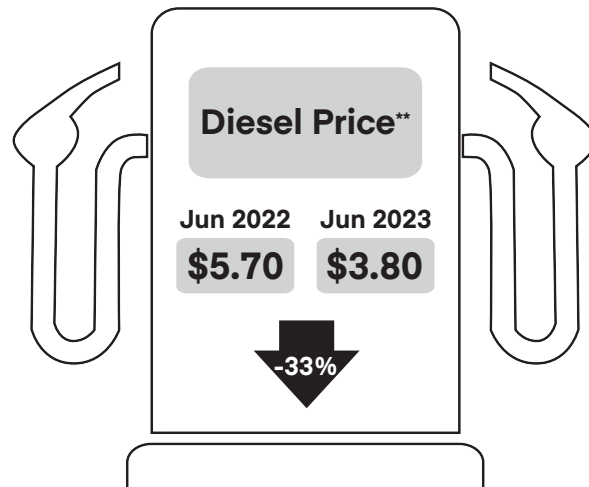


Source: U.S. Energy Information Authority (eia.gov)

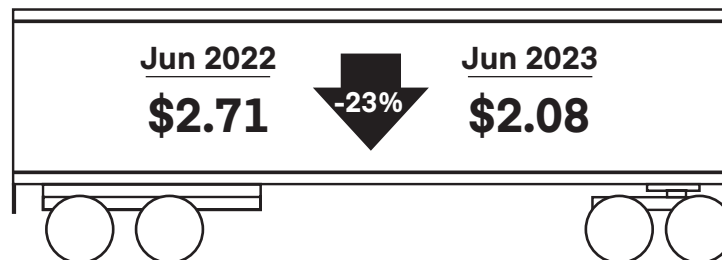
## Summary

### What's happening in transportation in 2023 so far in the U.S.?

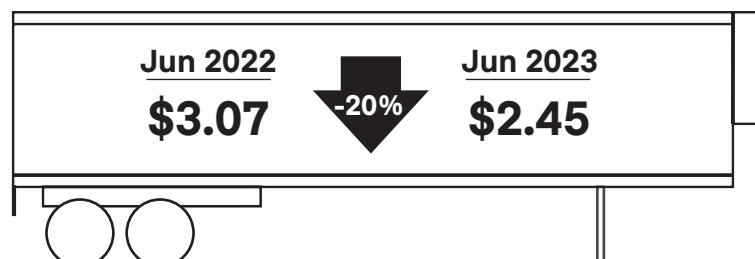
Diesel prices have decreased significantly since the same time last year. Spot rates, one-time revenues to move a shipment, are also declining.



#### Van Spot Rates\*



#### Reefer Spot Rates\*



\* Spot rates - sourced from dat.com \*\* Diesel prices - sourced from eia.gov  
Pricing from these statistics is from the first week of June.

# Summary



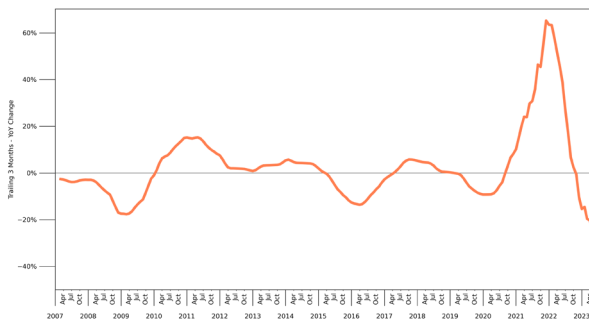
2017 Freightliner Cascadia 125 6x4 Truck Tractor (T/A) – Sold for \$43,000 May 18, 2023 Tipton, CA, USA

## Price index update from Canada and the U.S.

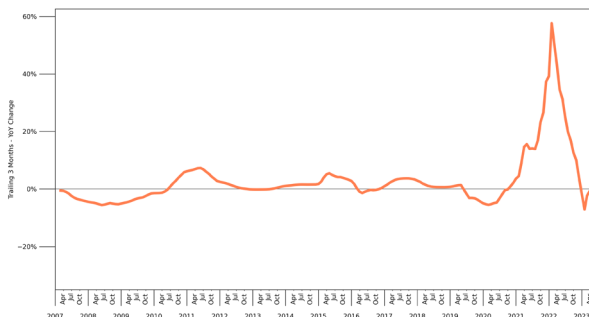
Most equipment indexes in both the U.S. and Canada are currently showing inflation rates close to zero, however, our Canadian agriculture and agricultural tractor indexes both show positive inflation of 19%.

In the United States, transportation and truck tractor prices are currently showing the biggest rates of deflation as volumes increase—prices were down 24% for the three months ending May 31, 2023 compared to the same time period last year.

## Truck Tractors US



## Truck Tractors Canada



# Summary

## But what about the retail market?

As with previous reports, we have included retail commentary and charts from Rouse Services on page 9 of this report. For more definitive equipment valuations and market insights encompassing the retail and auction markets, contact Rouse Sales at [info@rousesales.com](mailto:info@rousesales.com).



**Doug Olive,**  
*SVP, Pricing*

### On the auction market...

**"During the pandemic, with record high spot rates, we experienced a short supply of used truck tractors in the market. As the spot rate market declined, we began to see an uptick in volumes through our various transaction solutions. Over the past year we have seen spot rates continue to decline, while used truck volumes have increased as much as 100% to 400% for certain truck types."**



**Doug Rusch,**  
*Managing Director,*  
*Rouse Sales*

### On the retail market...

**"Retail sales volume in May 2023 saw a modest 3% increase over May 2022, while pricing saw a 0.7% decrease over the same time. Heading into the summer months, retail sales volumes are running at near typical levels."**



## Truck Tractors (T/A) sold in the U.S.:

March – May 2023 & March – May 2022

March - May	2023	2022	
<b>Median Price (USD)</b>			Change
7-year-old	\$20 K	\$45 K	-56%
6-year-old	\$25 K	\$55 K	-55%
5-year-old	\$32 K	\$55 K	-42%
4-year-old	\$41 K	\$75 K	-45%
<b>Median Usage (miles)</b>			
7-year-old	613 K	640 K	4%
6-year-old	626 K	658 K	5%
5-year-old	571 K	633 K	10%
4-year-old	477 K	457 K	-4%
<b>Volume (units)</b>			
7-year-old	825+	235+	251%
6-year-old	340+	365+	-7%
5-year-old	395+	70+	464%
4-year-old	330+	65+	408%

March - May	2023	2022
<b>4-7-year-old trucks</b>		
Top Selling Brands by Volume	Freightliner International Kenworth	Freightliner Peterbilt International
Top Selling Models by Top Selling Brands	Freightliner Cascadia International LT625 Kenworth T680	Freightliner Cascadia Peterbilt 579 International Prostar
Buyer Locations	California Texas Florida	California Texas Florida
Top Asset Selling Locations	Texas California Florida	Texas California Florida



## Truck Tractors (T/A) sold in Canada:

March – May 2023 & March – May 2022

March - May Median Price	2023		2022		Change (CAD)
	CAD	USD	CAD	USD	
7-year-old	\$33 K	\$24 K	\$43 K	\$34 K	-24%
6-year-old	\$59 K	\$43 K	\$52 K	\$41 K	13%
5-year-old	\$57 K	\$42 K	\$60 K	\$47 K	-6%
4-year-old	\$80 K	\$59 K	\$111 K	\$87 K	-28%
Median Usage (km)					
7-year-old	1,058 K		964 K		-10%
6-year-old	996 K		873 K		-14%
5-year-old	901 K		859 K		-5%
4-year-old	780 K		749 K		-4%
Volume (units)					
7-year-old	195+		120+		63%
6-year-old	155+		185+		-16%
5-year-old	115+		60+		92%
4-year-old	90+		60+		50%

March - May 4-7-year-old trucks	2023	2022
Top Selling Brands by Volume	Freightliner Kenworth International	Freightliner International Kenworth
Top Selling Models by Top Selling Brands	Freightliner Cascadia Kenworth T680 Kenworth W900	Freightliner Cascadia International Prostar Kenworth T680
Buyer Locations	Ontario Quebec Alberta	Ontario Quebec Alberta
Top Asset Selling Locations	Ontario Quebec Alberta	Quebec Ontario Alberta

# Popular Truck Tractor (T/A) brands sold in the U.S.:



March – May 2023 & March – May 2022

## Freightliner trucks sold in the U.S.

March - May	2023	2022	
Median Price (USD)			Change
	\$20 K	\$37 K	-46%
Median Age (years)			
	7	8	13%
Median Usage (miles)			
	628 K	711 K	12%
Volume (units)			
	1,925+	865+	123%

## International trucks sold in the U.S.

March - May	2023	2022	
Median Price (USD)			Change
	\$16 K	\$18 K	-9%
Median Age (years)			
	8	11	27%
Median Usage (miles)			
	500 K	511 K	2%
Volume (units)			
	680+	395+	72%

## Kenworth trucks sold in the U.S.

March - May	2023	2022	
Median Price (USD)			Change
	\$29 K	\$39 K	-26%
Median Age (years)			
	9	11	18%
Median Usage (miles)			
	569 K	573 K	1%
Volume (units)			
	605+	300+	102%

# Popular Truck Tractor (T/A) brands sold in the Canada:



March – May 2023 & March – May 2022

## Freightliner trucks sold in Canada

March - May Median Price	2023		2022		Change (CAD)
	CAD	USD	CAD	USD	
	\$26 K	\$20 K	\$35 K	\$27 K	-25%
Median Age (years)	8		8		0%
Median Usage (km)	1,013 K		979 K		-3%
Volume (units)	320+		295+		8%

## International trucks sold in Canada

March - May Median Price	2023		2022		Change (CAD)
	CAD	USD	CAD	USD	
	\$27 K	\$18 K	\$25 K	\$20 K	6%
Median Age (years)	8		9		11%
Median Usage (km)	864 K		830 K		-4%
Volume (units)	250+		225+		11%

## Kenworth trucks sold in Canada

March - May Median Price	2023		2022		Change (CAD)
	CAD	USD	CAD	USD	
	\$54 K	\$42 K	\$50 K	\$39 K	8%
Median Age (years)	9		10		10%
Median Usage (km)	803 K		823 K		2%
Volume (units)	385+		305+		26%

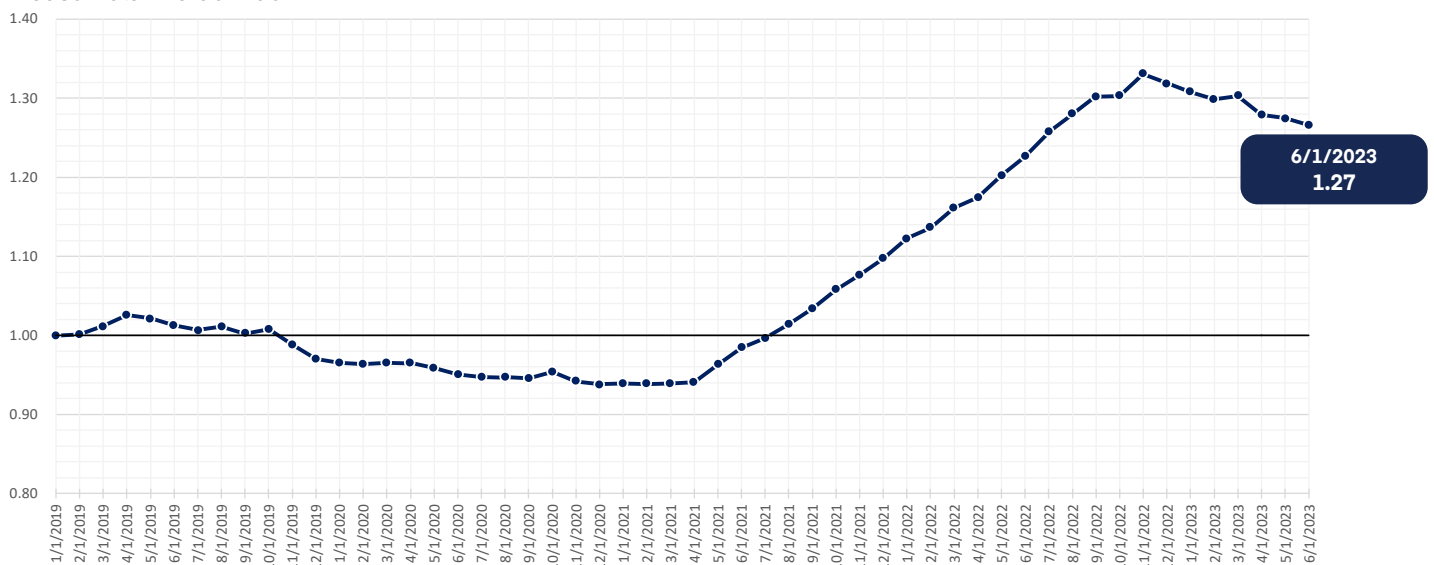
Retail sales volume in May increased slightly vs. the prior year, with 3% more transactions taking place than in May 2022. Overall, volume is running at typical levels as we head into the summer months.

Wholesale volume (equipment sales to dealers, wholesalers, and brokers) has increased significantly this year, with volume now 29% higher through five months of the year vs. 2022 levels.

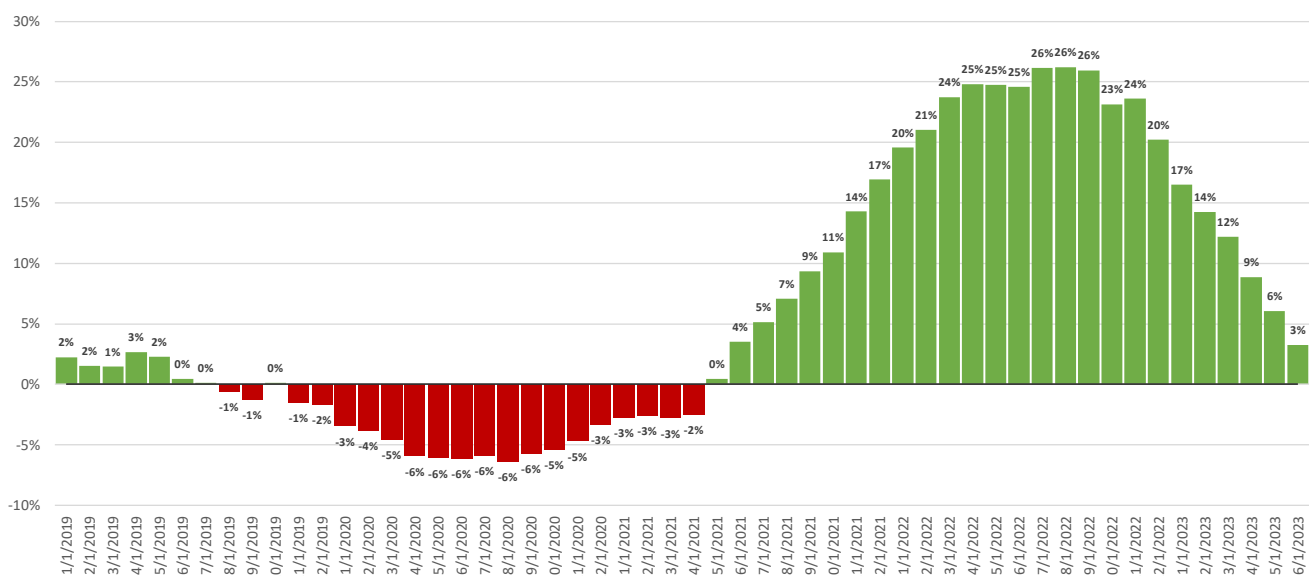
On the pricing side, retail values continued to slowly moderate, with values declining 0.7% during May.

While Rouse has noted value declines in five of the most recent six months, valuation still sit at historically strong levels. Retail values are still 3% higher in May 2023 than the price levels we observed in May 2022.

### Rouse Retail Value Index



### Rouse Retail Value Index (YoY Change)



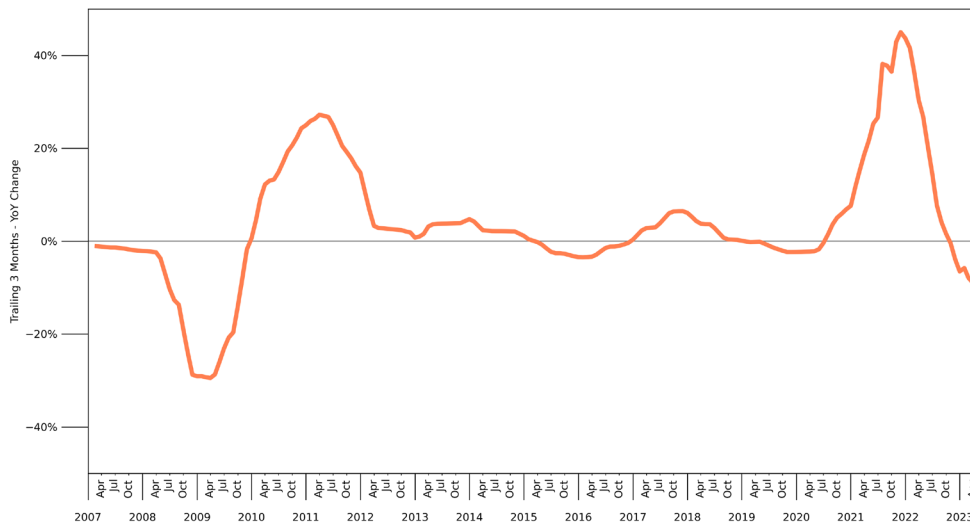
## Ritchie Bros. Mixed Adjusted Price Indexes

Inflation still exists in some asset sectors in Canada, with the biggest inflation rate for agriculture (19%) and agriculture tractors (19%). For all other asset sectors, where the inflation is present, the inflation rate was below 3% (aerial: 1%, construction: 1%, large earth moving: 2%).

In the US, 13 out of 15 asset sectors show the deflation, including aerial, composite, construction, dozers, excavators, forklifts, large earth moving, loaders, medium earth moving, skid steers, transportation, truck tractors and vocational trucks, while U.S. agriculture and agriculture tractors show an inflation rate close to zero.

In US, the biggest deflation is in transportation (-24%) and truck tractors (-24%).

# Large & Medium Earthmoving Equipment

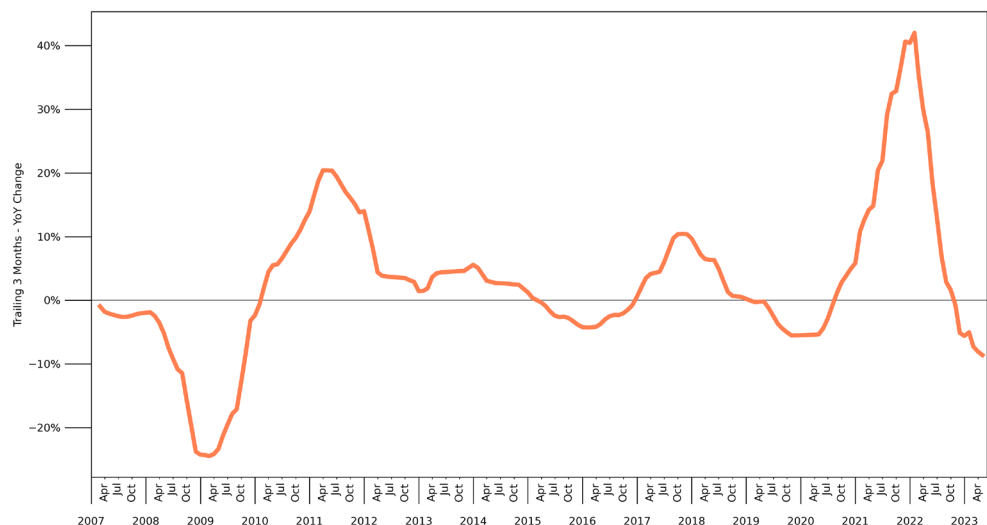


## Large earthmoving equipment

In our estimation, for the 3 months ending May 31, prices for large earthmoving equipment decreased 2% compared to the same time last period year.

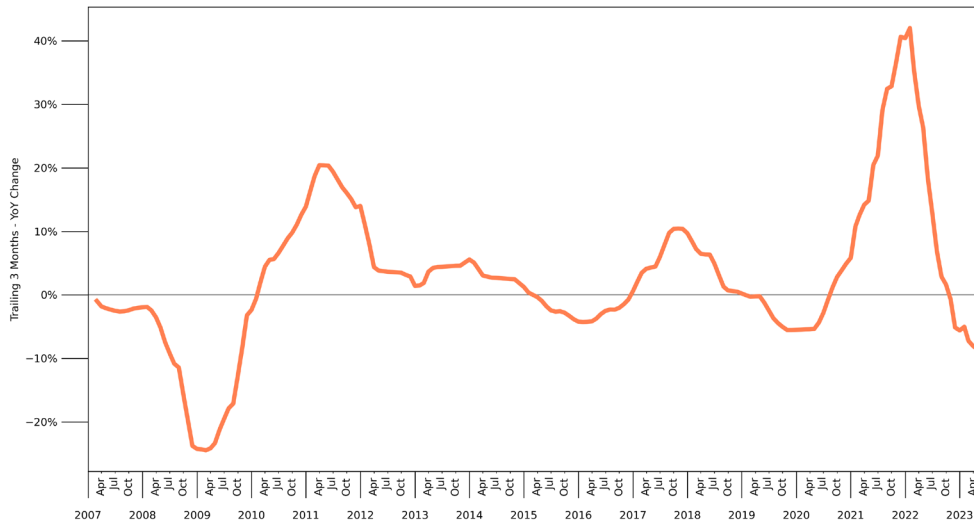
## Medium earthmoving equipment

In our estimation, for the 3 months ending May 31, prices for medium earthmoving equipment decreased 11% compared to the same time last period year.



Margin of error is +/- 1.5%

# Aerial Equipment

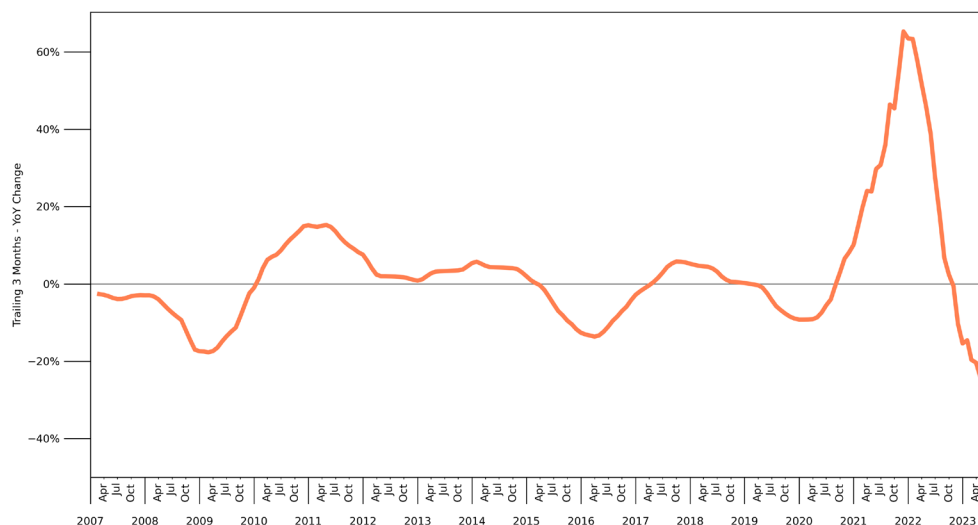


## Aerial equipment

In our estimation, for the 3 months ending May, prices for aerial equipment decreased 9% compared to the same time last period year.

Margin of error is +/- 1.5%

# Truck Tractors & Vocational Trucks

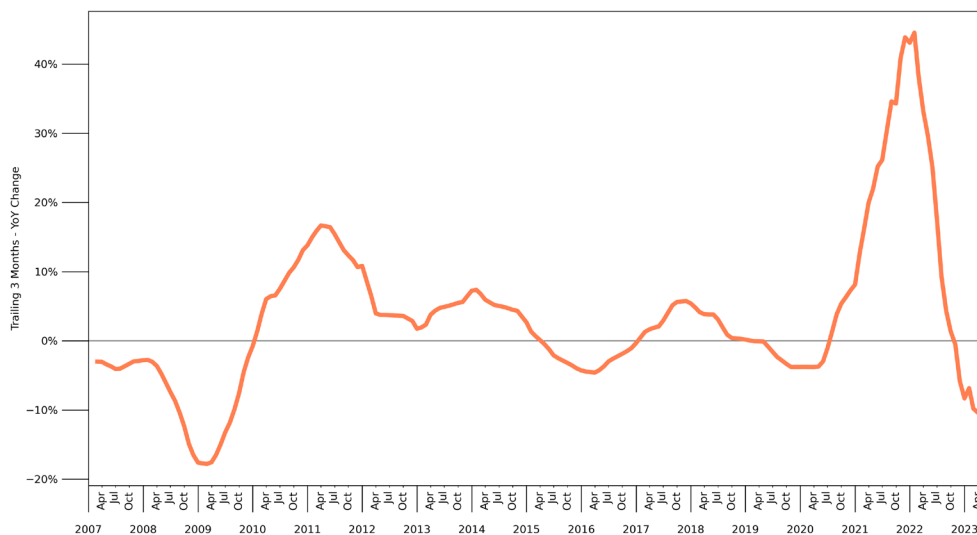


## Truck tractors

In our estimation, for the 3 months ending May 31, prices for truck tractors decreased 24% compared to the same time last period year.

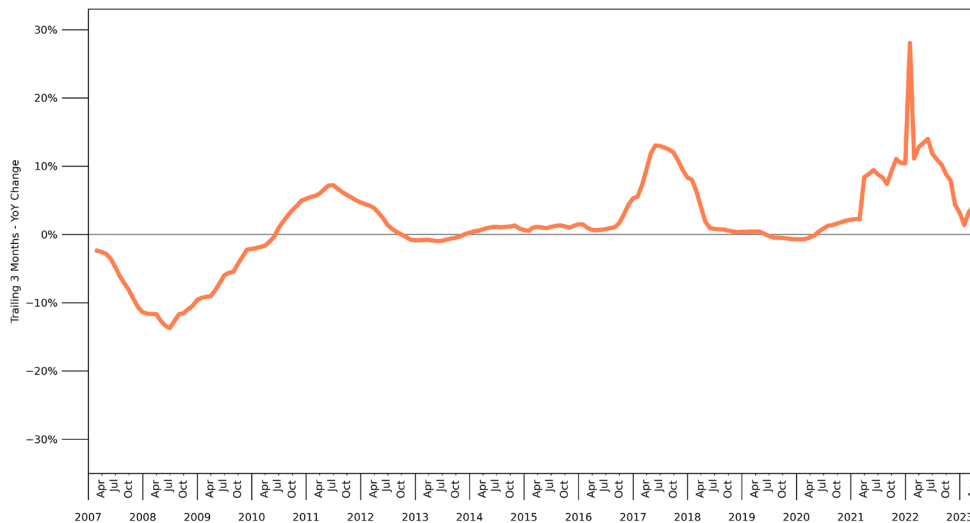
## Vocational trucks

In our estimation, for the 3 months ending May 31, prices for vocational trucks decreased 12% compared to the same time last period year.



Margin of error is +/- 1.5%

# Large & Medium Earthmoving Equipment

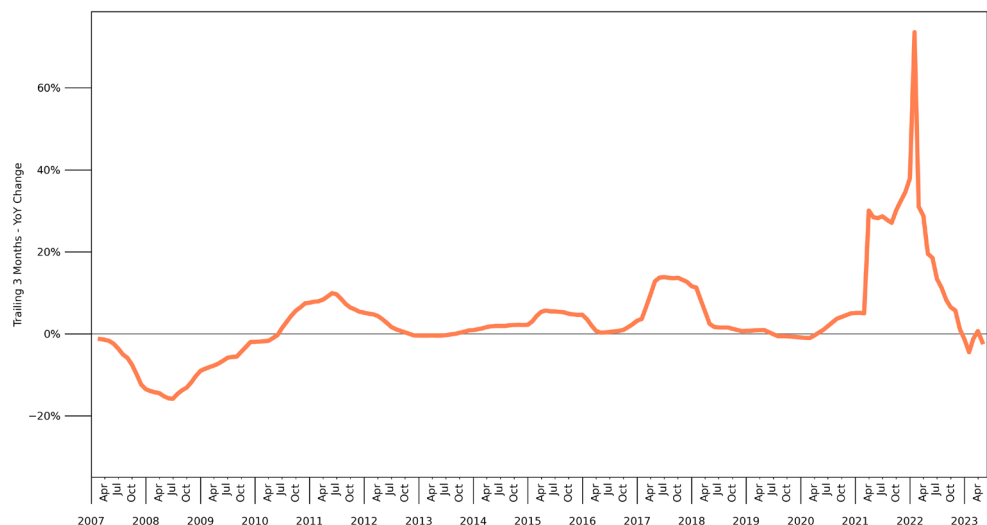


## Large earthmoving equipment

In our estimation, for the 3 months ending May 31, prices for large earthmoving equipment decreased 2% compared to the same time last period year.

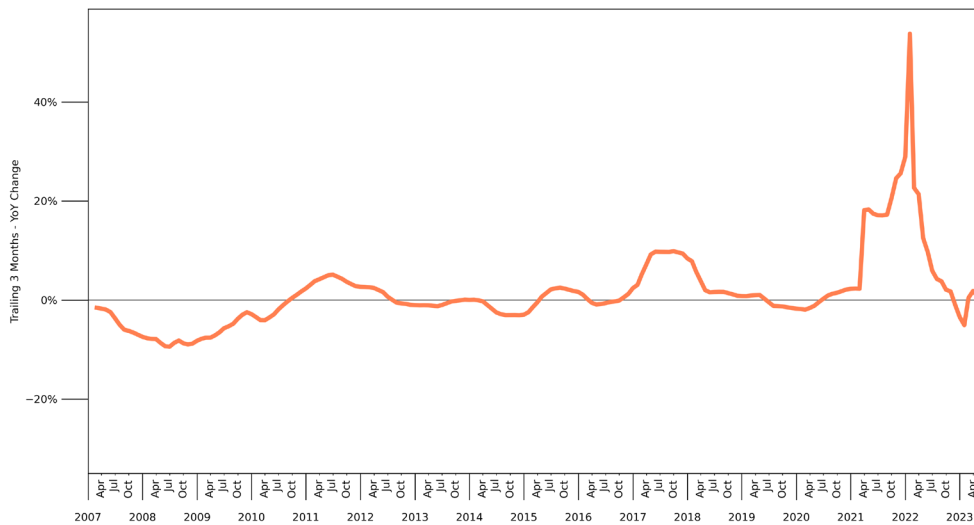
## Medium earthmoving equipment

In our estimation, for the 3 months ending May 31, prices for medium earthmoving decreased 2% compared to the same time last period year.



Margin of error is +/- 1.5%

# Aerial Equipment

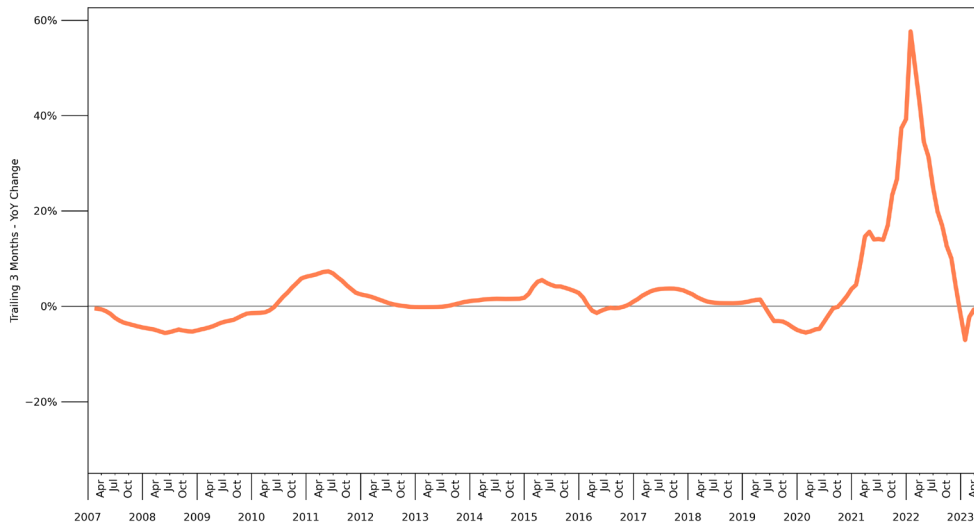


## Aerial equipment

In our estimation, for the 3 months ending May 31, prices for aerial equipment decreased 1% compared to the same time last period year.

Margin of error is +/- 1.5%

# Truck Tractors & Vocational Trucks

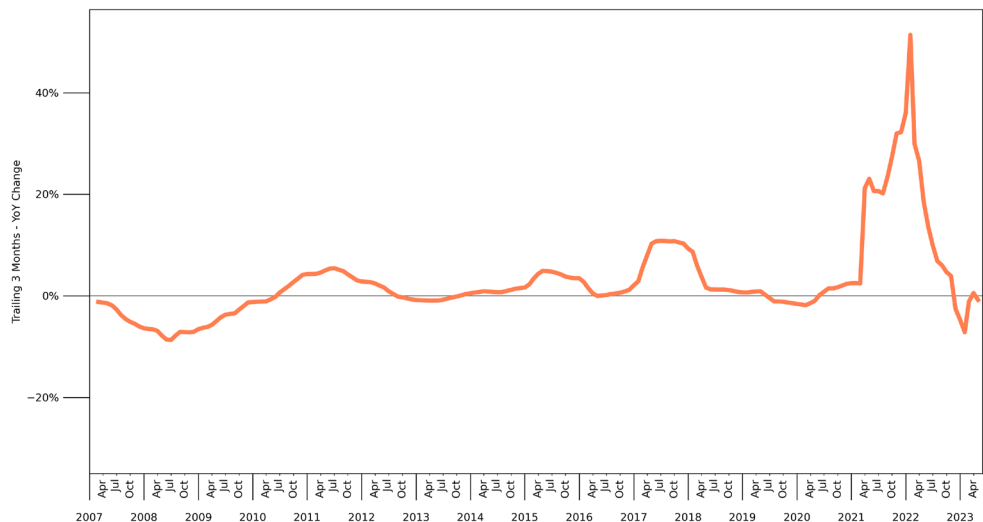


## Truck tractors

In our estimation, for the 3 months ending May 31, prices for truck tractors decreased 3% compared to the same time last period year.

## Vocational trucks

In our estimation, for the 3 months ending May 31, prices for vocational trucks decreased 1% compared to the same time last period year.

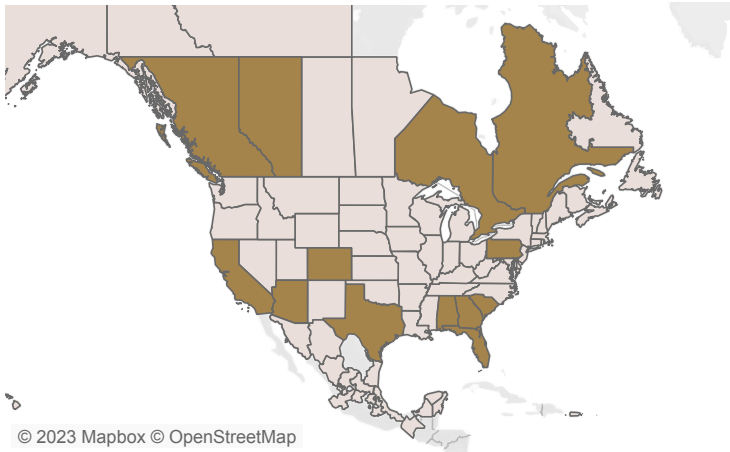


Margin of error is +/- 1.5%

# Seller & buyer maps for the 3 months ending May 31, 2023

Based on value of transactions (USD)

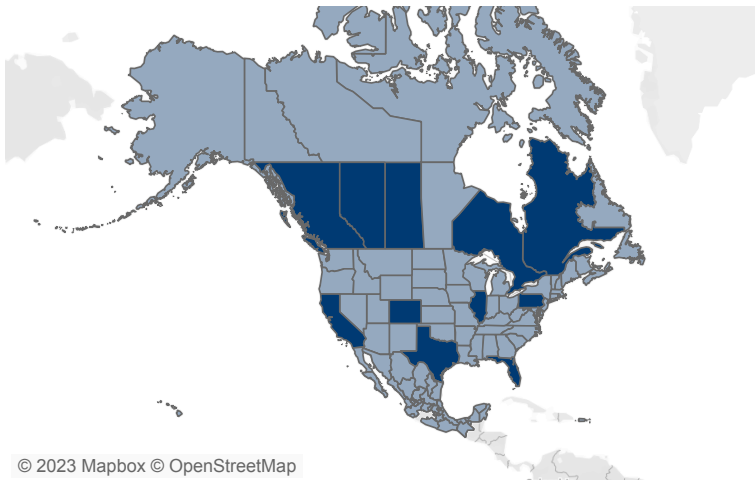
## Seller Map - North America



### Top 5 selling regions:

Alberta, Canada  
Texas, USA  
South Carolina, USA  
California, USA  
Ontario, Canada

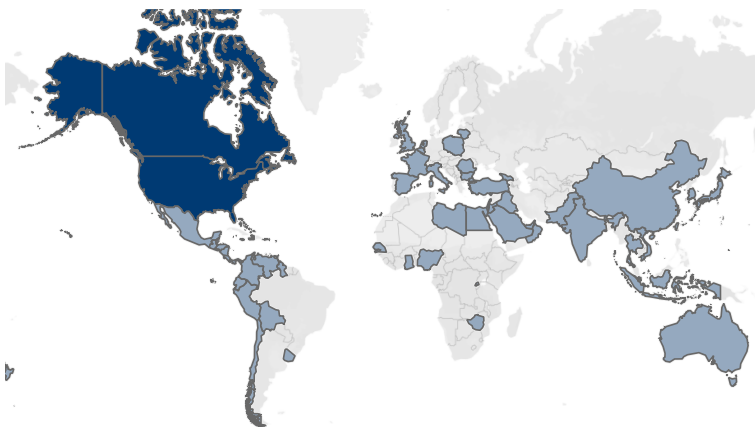
## North America Buyer Map



### Top 5 buying regions:

Alberta, Canada  
Texas, USA  
California, USA  
Ontario, Canada  
British Columbia, Canada

## International Buyer Map



### Top 5 buying countries (outside the United States and Canada)

United Arab Emirates  
Guatemala  
Honduras  
Netherlands  
Dominican Republic

# ROUSE™ FLEET MANAGER



## Drive Better Decisions With A Better Fleet Management Process

Today's used equipment market is ever-changing, and it's more important than ever to stay informed and act fast. Rouse Fleet Manager gives you real-time valuation insights alongside simple, self-serve access to Ritchie Bros.' range of world-class selling platforms, all in one easy-to-use software platform.

### EASY UPLOAD: **Leverage modern AI-based tools to easily load and classify your fleet**

Simply load your fleet in any Excel format and allow our tech to take over as your data gets automatically validated and transformed into proper OEM-issued makes and models. Have an ERP system? Even better, connect your ERP to Rouse Fleet Manager and take advantage of automatic fleet updates.

### FLEET MANAGEMENT: **Replace post-its and shared drives with scalable software**

Centralize your fleet management operations into a single, accessible place with Rouse Fleet Manager. Store photos, upload files like Purchase Orders and Maintenance Records, and log notes about your assets throughout the ownership lifecycle.

### I'm not certain I'm ready to sell. Should I load my fleet?

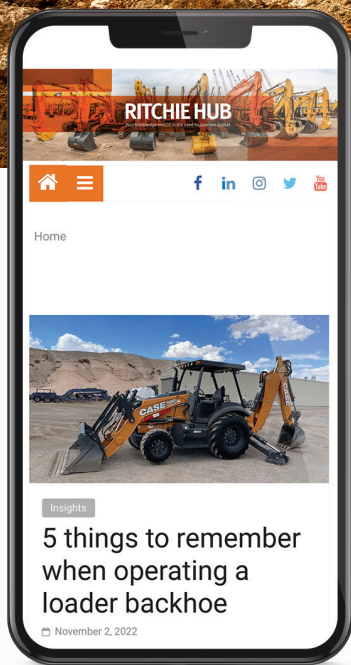
Rouse Fleet Manager is built to support you across the entire equipment lifecycle. Upload and store your full inventory and take full advantage of everything Fleet Manager has to offer.

### INSIGHTS: **Know what your fleet is worth**

Rely on accurate, up-to-date live Marketplace-E and auction price estimates directly from Rouse Services, the industry gold standard for equipment insights. Interested in deeper analytics? Subscribe to Rouse Equipment Insights and dive deeply into the latest dynamics across the Retail, Wholesale and Auction markets.

### SALES: **Manage your selling efforts across multiple channels**

Easily sell assets across all of Ritchie Bros.' transaction solutions, including Ritchie List, Marketplace-E, IronPlanet, and Ritchie Bros. live auctions. Select the selling solution that's right for you, or cascade assets through different channels.



## We're doubling down! Two more ways to get insight into the equipment market

We launched a new podcast and blog to deliver even more data, articles, and industry insights to our customers.

**rb RITCHIE BROS.™**

Visit us at [Ritchie-Hub.com](https://Ritchie-Hub.com)



For more information contact:  
**[info@rousesales.com](mailto:info@rousesales.com)**

Subscribe for free:

